

SERIES E300

SOLENOID PUMP

Pompa a vibrazione



HIGHLIGHTS


- Electrical insulation, class II
- ED 100%
- Diode not integrated
- Class 155° C

PRODUCT DESCRIPTION

Solenoid micro pump series E 300 provides a maximum flow rate of 450 cc/min and maximum pressure 5.3 bar. These pumps are suitable for continuous working (ED 100%). The E300's are available with hose barb inlet connection, while the outlet is available both with hose barb and G1/8" female connection.

DESCRIZIONE PRODOTTO

La micro pompa solenoide serie E300 offre una portata massima di 450 cc/min e una pressione massima di 5.3 bar. Queste pompe possono lavorare in continuo (ED 100%). Le E300 sono disponibili con attacco in ingresso portagomma, mentre l'uscita è disponibile sia con portagomma che con attacco filettato G1/8" femmina.



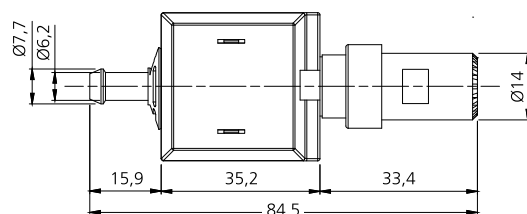
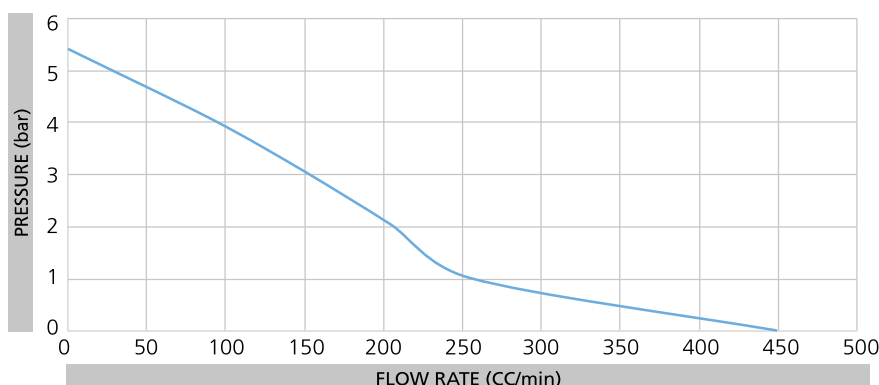
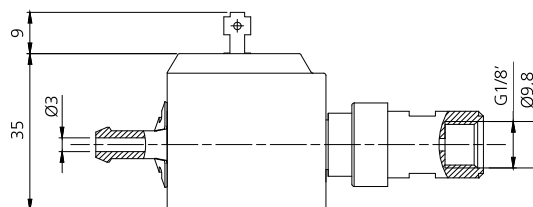
Steam

GENERAL FEATURES / CARATTERISTICHE GENERALI

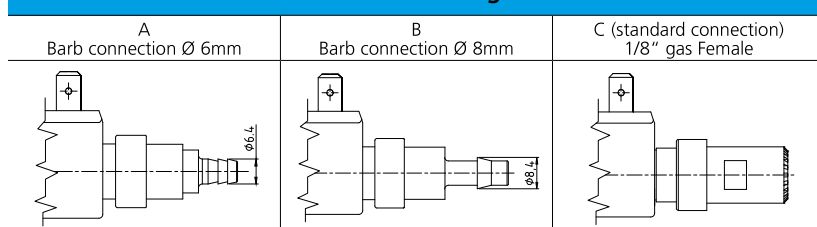
Tube guide material / Materiale del tubo guida	PA66/PPS	
Seal material / Materiale di tenuta	EPDM + NBR	
Fluid temperature / Temp. fluido	35°C	
Ambient temperature / Temp. ambiente	60°C	
Working fluids / Applicazioni fluidi	Water	
Electrical connect. / Connes. elettrica	6,3 x 0,8 fast-on terminal	
Insulation class / Classe di isolamento	F	
Hydraulic connections / Connessione idraulica	INLET: Hose barb	OUTLET: G1/8" female (standard) /Hose barb
Mounting position / Posizione di fissaggio	any	

SPECIFICATIONS / CARATTERISTICHE

MODEL	Voltages	ON/OFF	Class	Coil Power Watt	Approvals
E300	230V ~ 50 Hz	ED100%	F	20W	VDE
E300	120V ~ 60 Hz	ED100%	F	20W	UL
E300	100V ~ 50/60 Hz	ED100%	F	20W	-
E300	24V ~ 50 Hz	ED100%	F	20W	-



HYDRAULIC CONNECTION OUTLET / Collegamento idraulico di uscita



HYDRAULIC CONNECTION INLET / Collegamento idraulico di entrata

