

400 SERIES

Relief Valves

Series of pressure relief valve with brass body and different sealing options. Wide range of pressure set is available as standard. For special setting please contact ODE



TECHNICAL DATA

CODE	400290	400914	400999
INLET CONNECTION	G 1/8 male	G 1/8 male	G 1/8 female
OUTLET CONNECTION	G 1/8 male	G 1/8 male	G 1/8 male
SEALING MATERIALS	FKM HNBR		
FLUID TEMPERATURE	-10°C +140°C -30°C +130°C		
FLUIDS	Air, water, oils R 134a, R 404a		

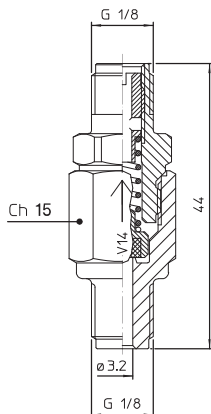
MATERIALS

INLET CONNECTION	Brass
OUTLET CONNECTION	Brass
ADJUSTING SCREW	Brass
SPRING	Stainless steel AISI series 300
SEALING SUPPORT	Brass
SEALING	V=FKM, F=HNBR

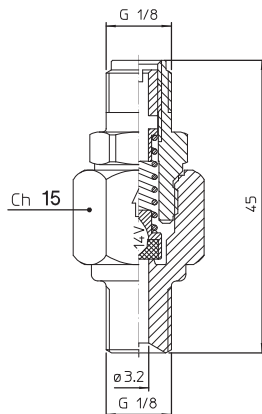
PRESSURE RELIEF VALVES

PIPE	ORIFICE [mm]	SET PRESSURE [bar] ± 5%	CODE
G1/8 (M)	3,2	6	400290/V6
		8	400290/V8
		8,5	400290/V8,5
		10	400290/V10
		12	400290/V12
		14	400290/V14
		15	400290/V15
		16	400290/V16
		20	400290/V20
		22	400290/V22
G1/8 (M)	3,2	12	400914/V12
		14	400914/V14
G1/8 (F)	3,2	12	400999/V12

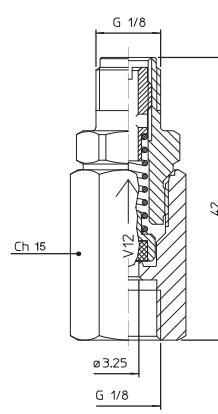
400290



400914



400999



Accessories ■ Relief Valves ■ **400 SERIES**

I
400290

/

II
V

III
20

CODIFICATION

I. SERIES

- 400290 - G 1/8 male inlet - G 1/8 male outlet
- 400914 - G 1/8 male inlet with internal chamfering - G 1/8 male outlet
- 400999 - G 1/8 female inlet - G 1/8 male outlet

II. SEALING MATERIAL

- V - FKM
- F - HNBR (available only for 400290 series)

III. PRESSURE SET [bar] 5%