Fitting Accessories Stainless Steel AISI 316L (1.4404)





Stainless steel version
Operating pressure Technical vacuum up to maximum pressure as stated in the respective specification table under PN.
Temperature range: -40 °C to +140 °C (for restrictions see specification table)

Application
Fitting accessories made of stainless steel 1.4404 are used in particular for aggressive gaseous and liquid media under harsh operating conditions. These connectors are equipped with FDA-compliant FKM sealing rings, on request they are available with FDA-compliant and KTW-approved EPDM sealing rings.

CHARACTERISTICS	
BODY MATERIAL / SUITABILITY	
Stainless steel AISI 316L	Corresponds to **1.4404 stainless steel**. Suitable for many aggressive media, in particular at higher pressures. The FKM seal is FDA-compliant and can be used in the food and pharmaceutical industries.
Approval	NSF/ANSI 169
THREAD	
External thread	"G" cylindrical thread: Whitworth pipe thread DIN ISO 228-1 G 1/8-G 1/2
External thread	"R" conical thread: Whitworth pipe thread DIN 2999-1 and ISO 7/1 R 1/8 up to R 1/2. Designed so it can be paired with internal thread according to DIN ISO 228-1.
Internal thread	"G" cylindrical thread: Whitworth pipe thread DIN ISO 228-1 G 1/8 up to G 1/2
OPERATING PRESSURE / TEMPERATURE	
Metal version	PN 50 T_{min} -40 °C T_{max} +140 °C Means that the fitting can be used up to the shown nominal pressure PN in the specified temperature range "T".
	Allowable operating pressure and operating temperature of pipe/tube must be complied with.
THREAD SEAL	
Cylindrical threaded nipple	Seal with FKM sealing rings (FDA-compliant)
Conical threaded nipple	Seal with Teflon tape winding (FDA-compliant) on request

Hose Tail Adaptor

Price group 13 | PN 25 | T_{min} -20 °C T_{max} +140 °C | Thread cylindrical | Seal FKM (FDA-compliant) | Stainless steel AISI 316L

for tube LW	G	i	L1	d1	S	Weight in [g]	Type	Order number	Price
3.5-4	M 5	3.5	12.5	-	-	2.5	260X4-4-M5FF	356553	o. r.
5-6	G 1/8	5	24	4	13	10	260X4-7-1/8FF	356561	o. r.
5-6	G 1/4	7	24.5	4	17	34.7	260X4-7-1/4FF	356562	o. r.
6-7	G 1/8	5	24	5	13	10.1	260X4-8-1/8FF	356563	o. r.
6-7	G 1/4	7	24.5	5	17	18.8	260X4-8-1/4FF	356564	o. r.
7-8	G 1/8	5	24	6	13	18.7	260X4-9-1/8FF	356565	o. r.
7-8	G 1/4	7	24.5	6	17	17.9	260X4-9-1/4FF	356566	o. r.
7-8	G 3/8	8	24.5	6	19	44.9	260X4-9-3/8FF	356567	o. r.
9-10	G 1/4	7	24.5	7	17	34.7	260X4-10-1/4FF	356568	o. r.
10-11	G 1/4	7	24.5	8	17	20	260X4-12-1/4FF	356570	o. r.
10-11	G 3/8	8	24.5	9	19	24.1	260X4-12-3/8FF	356571	o. r.
10-11	G 1/2	9	25	9	24	41.8	260X4-12-1/2FF	356572	o. r.
12-13	G 1/4	7	24.5	8	17	26.2	260X4-14-1/4FF	356573	o. r.
12-13	G 3/8	8	24.5	11	19	22.7	260X4-14-3/8FF	356574	o. r.
12-13	G 1/2	9	25	11	24	39.5	260X4-14-1/2FF	356575	o. r.
15-16	G 3/8	8	29	11	19	50.4	260X4-17-3/8FF	356576	o. r.
15-16	G 1/2	9	29.5	14	24	36.9	260X4-17-1/2FF	356577	o. r.
18-19	G 1/2	9	29.5	15	24	44.6	260X4-20-1/2FF	356578	o. r.

Illustration

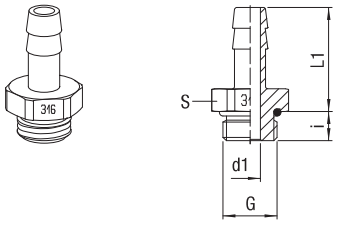

Double Nipple

Price group 13 | PN 25 | T_{min} -20 °C T_{max} +140 °C | Thread cylindrical | Seal FKM (FDA-compliant) | Stainless steel AISI 316L

G1	i1	L1	d1	S	Weight in [g]	Type	Order number	Price
G 1/8	5	15.5	6	13	7	250X4-1/8FF	356603	o. r.
G 1/4	7	20	8	17	15.5	250X4-1/4FF	356604	o. r.
G 3/8	8	22	11	19	20.7	250X4-3/8FF	356605	o. r.
G 1/2	9	24.5	14	24	55	250X4-1/2FF	356606	o. r.

Illustration

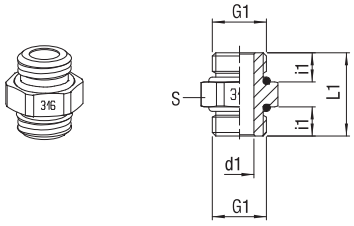

Double Nipple

Price group 13 | PN 50 | T_{min} -40 °C T_{max} +140 °C | Thread conical | Stainless steel AISI 316L

G1	i1	L1	d1	S	Weight in [g]	Type	Order number	Price
R 1/8	7.5	19.5	5.5	10	7	250X4-1/8K	256621	o. r.
R 1/4	11	27	8	14	15.4	250X4-1/4K	256622	o. r.
R 3/8	11.5	28	11	17	24.3	250X4-3/8K	256623	o. r.
R 1/2	14	33.5	15	22	38.4	250X4-1/2K	256624	o. r.

Illustration

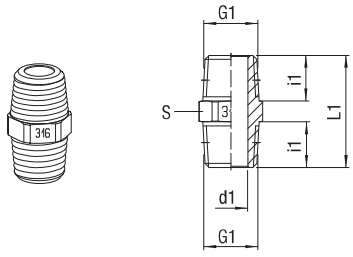

Double Reducing Nipple

Price group 13 | PN 25 | T_{min} -20 °C T_{max} +140 °C | Thread cylindrical | Seal FKM (FDA-compliant) | Stainless steel AISI 316L

G1	G2	i1	i2	L1	d1	d2	S	Weight in [g]	Type	Order number	Price
G 1/8	G 1/4	5	7	18	6	8	17	20.9	251X4-1/8-1/4FF	356652	o. r.
G 1/8	G 3/8	5	8	19	6	11	19	27.5	251X4-1/8-3/8FF	356653	o. r.
G 1/8	G 1/2	5	9	20.5	6	14	24	46.7	251X4-1/8-1/2FF	356654	o. r.
G 1/4	G 3/8	7	8	21	8	11	19	18	251X4-1/4-3/8FF	356655	o. r.
G 1/4	G 1/2	7	9	22.5	8	14	24	31	251X4-1/4-1/2FF	356656	o. r.
G 3/8	G 1/2	8	9	23.5	11	14	24	32.1	251X4-3/8-1/2FF	356657	o. r.

Illustration

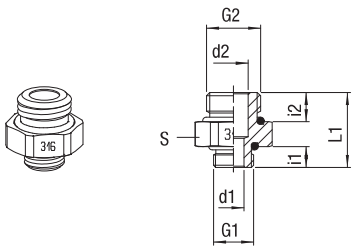

Double Reducing Nipple

Price group 13 | PN 50 | T_{min} -40 °C T_{max} +140 °C | Thread "R" conical | Stainless steel AISI 316L

G1	G2	i1	i2	L1	d1	d2	S	Weight in [g]	Type	Order number	Price
R 1/8	R 1/4	7.5	11	23.5	5.5	8.2	14	13.1	251X4-1/8K-1/4K	256671	o. r.
R 1/8	R 3/8	7.5	11.5	24	5.5	11	17	19.2	251X4-1/8K-3/8K	256672	o. r.
R 1/8	R 1/2	7.5	14	27	5.5	15	22	31.9	251X4-1/8K-1/2K	256673	o. r.
R 1/4	R 3/8	11	11.5	27.5	8.2	11	17	21.3	251X4-1/4K-3/8K	256674	o. r.
R 1/4	R 1/2	11	14	30.5	8.2	15	22	34.6	251X4-1/4K-1/2K	256675	o. r.
R 3/8	R 1/2	11.5	14	31	11	15	22	35.7	251X4-3/8K-1/2K	256676	o. r.

Illustration

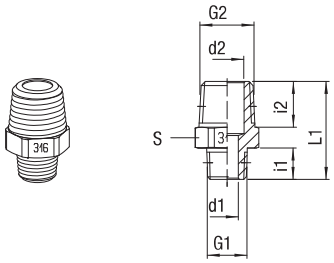

Reducer

Price group 13 | PN 25 | T_{min} -20 °C T_{max} +140 °C | Thread "G" cylindrical | Seal FKM (FDA-compliant) | Stainless steel AISI 316L

G1	G2	i1	i2	L1	d1	S	Weight in [g]	Type	Order number	Price
G 1/8	G 1/8	5	6.5	17	6	13	8.9	252X4-1/8FF-1/8	356703	o. r.
G 1/8	G 1/4	5	9	20.5	6	17	23.4	252X4-1/8FF-1/4	356704	o. r.
G 1/8	G 3/8	5	9.5	21.5	6	19	18	252X4-1/8FF-3/8	356705	o. r.
G 1/8	G 1/2	5	12.5	26.5	6	24	40.7	252X4-1/8FF-1/2	356706	o. r.
G 1/4	G 1/4	7	9	21.5	8	17	45.6	252X4-1/4FF-1/4	356707	o. r.
G 1/4	G 3/8	7	9.5	23	8	19	20	252X4-1/4FF-3/8	356708	o. r.
G 1/4	G 1/2	7	12.5	27.5	8	24	61.3	252X4-1/4FF-1/2	356709	o. r.
G 3/8	G 3/8	8	9.5	23	11	19	20.2	252X4-3/8FF-3/8	356710	o. r.
G 3/8	G 1/2	8	12.5	28	11	24	39.5	252X4-3/8FF-1/2	356711	o. r.
G 1/2	G 1/2	9	12.5	28.5	14	24	63.2	252X4-1/2FF-1/2	356712	o. r.

Illustration

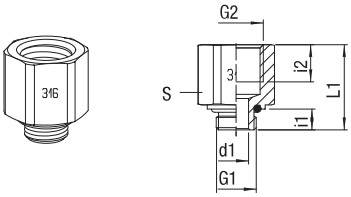

Reducer

Price group 13 | PN 50 | T_{min} -40 °C T_{max} +140 °C | Thread "R" conical, Thread "G" zylindrical | Stainless steel AISI 316L

G1	G2	i1	i2	L1	d1	S	Weight in [g]	Type	Order number	Price
R 1/8	G 1/8	7.5	6.5	18	5.5	13	9.2	252X4-1/8K-1/8	256751	o. r.
R 1/8	G 1/4	7.5	9	21.5	5.5	17	17.7	252X4-1/8K-1/4	256752	o. r.
R 1/8	G 3/8	7.5	9.5	23	5.5	19	18.9	252X4-1/8K-3/8	256753	o. r.
R 1/8	G 1/2	7.5	12.5	27.5	5.5	24	38.9	252X4-1/8K-1/2	256754	o. r.
R 1/4	G 1/4	11	9	25	8.2	17	20.4	252X4-1/4K-1/4	256755	o. r.
R 1/4	G 3/8	11	9.5	26	8.2	19	18.3	252X4-1/4K-3/8	256756	o. r.
R 1/4	G 1/2	11	12.5	30.5	8.2	24	39.5	252X4-1/4K-1/2	256757	o. r.
R 3/8	G 3/8	11.5	9.5	26.5	11	19	23.4	252X4-3/8K-3/8	256758	o. r.
R 3/8	G 1/2	11.5	12.5	31	11	24	40.8	252X4-3/8K-1/2	256759	o. r.
R 1/2	G 1/2	14	12.5	33.5	15	24	45.1	252X4-1/2K-1/2	256760	o. r.

Illustration

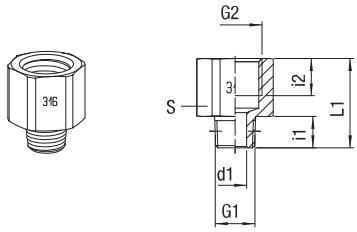

Reducer

Price group 13 | PN 25 | T_{min} -20 °C T_{max} +140 °C | Thread cylindrical | Seal FKM (FDA-compliant) | Stainless steel AISI 316L

G1	G2	i1	L1	S	Weight in [g]	Type	Order number	Price
G 1/4	G 1/8	7	12.5	17	10.1	253X4-1/4FF-1/8	356802	o. r.
G 3/8	G 1/8	8	13.5	19	17.7	253X4-3/8FF-1/8	356803	o. r.
G 1/2	G 1/8	9	15.5	24	36.9	253X4-1/2FF-1/8	356804	o. r.
G 3/8	G 1/4	8	13.5	19	11.7	253X4-3/8FF-1/4	356805	o. r.
G 1/2	G 1/4	9	15.5	24	30.1	253X4-1/2FF-1/4	356806	o. r.
G 1/2	G 3/8	9	15.5	24	20.3	253X4-1/2FF-3/8	356807	o. r.

Illustration

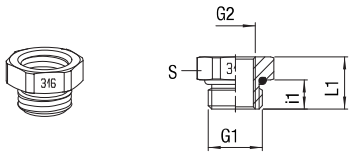

Reducer

Price group 13 | PN 50 | T_{min} -40 °C T_{max} +140 °C | Thread "R" conical, Thread "G" zylindrical | Stainless steel AISI 316L

G1	G2	i1	i2	L1	d1	S	Weight in [g]	Type	Order number	Price
R 1/4	G 1/8	11	7.5	16	8.9	14	8.6	253X4-1/4K-1/8	256852	o. r.
R 3/8	G 1/8	11.5	7.5	16.5	8.9	17	18.4	253X4-3/8K-1/8	256853	o. r.
R 1/2	G 1/8	14	7.5	19.5	8.9	22	41.7	253X4-1/2K-1/8	256854	o. r.
R 3/8	G 1/4	11.5	9	16.5	8.9	17	13.5	253X4-3/8K-1/4	256855	o. r.
R 1/2	G 1/4	14	11.5	19.5	12	22	33.5	253X4-1/2K-1/4	256856	o. r.
R 1/2	G 3/8	14	11.5	19.5	15.5	22	37.7	253X4-1/2K-3/8	256857	o. r.

Illustration

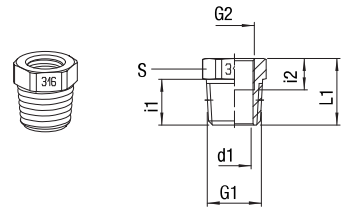

Socket

Price group 13 | PN 50 | T_{min} -40 °C T_{max} +140 °C | Thread cylindrical | Stainless steel AISI 316L

G1	L1	S	Weight in [g]	Type	Order number	Price
G 1/8	15	13	8.8	254X4-1/8	256902	o. r.
G 1/4	21	17	20	254X4-1/4	256903	o. r.
G 3/8	23	19	20	254X4-3/8	256904	o. r.
G 1/2	30	24	41.5	254X4-1/2	256905	o. r.

Illustration

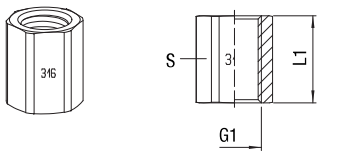

Reducing Socket

Price group 13 | PN 50 | T_{min} -40 °C T_{max} +140 °C | Thread cylindrical | Stainless steel AISI 316L

G1	G2	i1	i2	L1	D1	S	Weight in [g]	Type	Order number	Price
G 1/8	G 1/4	5	9	19	13.5	17	17.9	255X4-1/8-1/4	256922	o. r.
G 1/8	G 3/8	5.5	9.5	20.5	13.5	19	18	255X4-1/8-3/8	256923	o. r.
G 1/8	G 1/2	5	12.5	25	13.5	24	38.9	255X4-1/8-1/2	256924	o. r.
G 1/4	G 3/8	7.5	9.5	22	17	19	19.7	255X4-1/4-3/8	256925	o. r.
G 1/4	G 1/2	7.5	12.5	27	17	24	39.3	255X4-1/4-1/2	256926	o. r.
G 3/8	G 1/2	7	12.5	27	21	24	38.9	255X4-3/8-1/2	256927	o. r.

Illustration

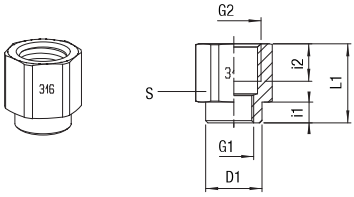

Blind Plug

Price group 13 | PN 25 | T_{min} -20 °C T_{max} +140 °C | Thread cylindrical | Seal FKM (FDA-compliant) | Stainless steel AISI 316L

G1	i1	L1	D1	t	S	Weight in [g]	Type	Order number	Price
G 1/8	5	8	13	4	5	4.2	262X4-1/8FF	356522	o. r.
G 1/4	7	10.5	16	5.5	6	9.2	262X4-1/4FF	356526	o. r.
G 3/8	8	11.5	20	5.5	8	16.2	262X4-3/8FF	356529	o. r.
G 1/2	9	13	25	5.5	10	29.4	262X4-1/2FF	356532	o. r.

Illustration

